

# Reid Ranch Resort Guest Booklet



**Welcome!**

**You're in store for a most memorable vacation of your life – an unforgettable western adventure.**

**This Booklet is designed to get you acquainted with the activities, schedules, policies and safety information at Reid Ranch. This will help with future planning and ensure your western vacation is one to enjoy!**

**Please note that you will receive a Vacation Guide with more in-depth information 60 days before your stay.**

## Table of Contents

Welcome to Reid Ranch Resort .....	3
Story Behind the ME Brand .....	3
Telephone Numbers & Website .....	4
Directions to Reid Ranch Resort .....	4
Maps .....	5
Online Forms to Fill Out Before Arrival .....	6
Check-In .....	6
Resort Layout .....	7
Rotation Schedule .....	7
Home Away from Home .....	8
Recreational Activities .....	8
Swingin' ME Dining Hall .....	10
Safety Tips .....	11
Smoking / Non-Smoking / Alcohol Policy / Firearms .....	11
Policies & Guidelines .....	11
Medical Matters and Emergencies .....	12
Check-out and Departure .....	12
Survey Form .....	12

## Welcome to Reid Ranch Resort

---

Reid Ranch Resort was purchased in 1978 by Mervin and Ethna Reid. They had been looking for a getaway for many years. After being told about the property by a friend, they took a leisurely drive to see the location. Upon arriving, they fell in love with the location, its beauty, and the abundant wildlife. They could immediately visualize Reid Ranch. What they found was a very primitive location with one small building that was partially built. They decided to remodel the existing building with the help of Mervin's architectural design. In addition, they hoped to use it as a site for seminars for the Exemplary Center for Reading Instruction (ECRI); a program founded by Ethna and Mervin to instruct teachers how to teach so no student fails to learn.

Before beginning to build, they knew they first had to find culinary water. They had a hard time digging wells and bringing water to the lodges but it was finally accomplished in 1982 with a 520 ft deep well and a 25,000 gallon glass-lined steel storage tank which was brought in at great risk and buried in the mountainside. Building has definitely never been easy at Reid Ranch, but soon the lodge was built after having collapsed in the early stages because of a harsh winter. More roads were also graded and grass was planted. The Ranch was on its way to becoming what it is today.


In 1985, Ethna was able to begin her seminars at the Ranch. One gentleman from South Dakota, who was a participant in the seminar, loved the atmosphere of the Ranch so much he wrote: "It is one of the seven wonders of the world."

Because of the enthusiasm of the participants at the ECRI seminars, the Reids opened the Ranch to church groups, family reunions, government and company groups. The response has been gratifying. Now the Ranch consists of 400 acres with two lodges, a dining hall, bunkhouse, conference and recreation center, horseback riding, a private lake, multiple sporting activity areas, mountain biking, archery, a mini-golf course, a batting cage, three swimming pools, and acres of land to hike in the Uinta Mountains. The Ranch books groups up to a year in advance because of its popularity and has an average of 5,500 guests per summer. Sitting at 7,800 ft elevation, Reid Ranch is truly God's country. Visitors can still experience seeing deer, moose, elk, bear, beaver, porcupine, mountain lion, and even skunks. Reid Ranch Resort will continue to be a pristine western location to enjoy now and in the future. The Reids love the area and they hope those who come sense its beauty as they see it.

## Story Behind the ME Brand

---

Mervin and Ethna Reid purchased half a dozen cows when they first acquired the Ranch. They needed to create a brand to put on their cattle so they decided to use "ME" after the first letters in their names. They also added a curved line to the top and called it the Swingin' ME brand. It has been a well-used logo for the Ranch ever since.



## Telephone Numbers & Website

---

To contact the Reid Ranch Resort main office in Salt Lake City, Utah for general information or reservations, call:

Local: (801) 486-5083

Outside of state: 1-800-468-3274

General information and photos can be accessed on our website: [www.reidranch.com](http://www.reidranch.com).

## Directions to Reid Ranch Resort

---

A high clearance vehicle is recommended such as a truck, SUV or mini-van. From Fruitland, UT to the Ranch there is 11 miles of dirt road.

If using a smart phone GPS for directions, make sure the GPS is taking you through Heber City, when coming from Salt Lake City or Provo, and ending up in Fruitland, UT. We recommend guests study the maps below as it is the most direct way to reach the Ranch.

Please refer to the detailed directions below and the maps on the following page.

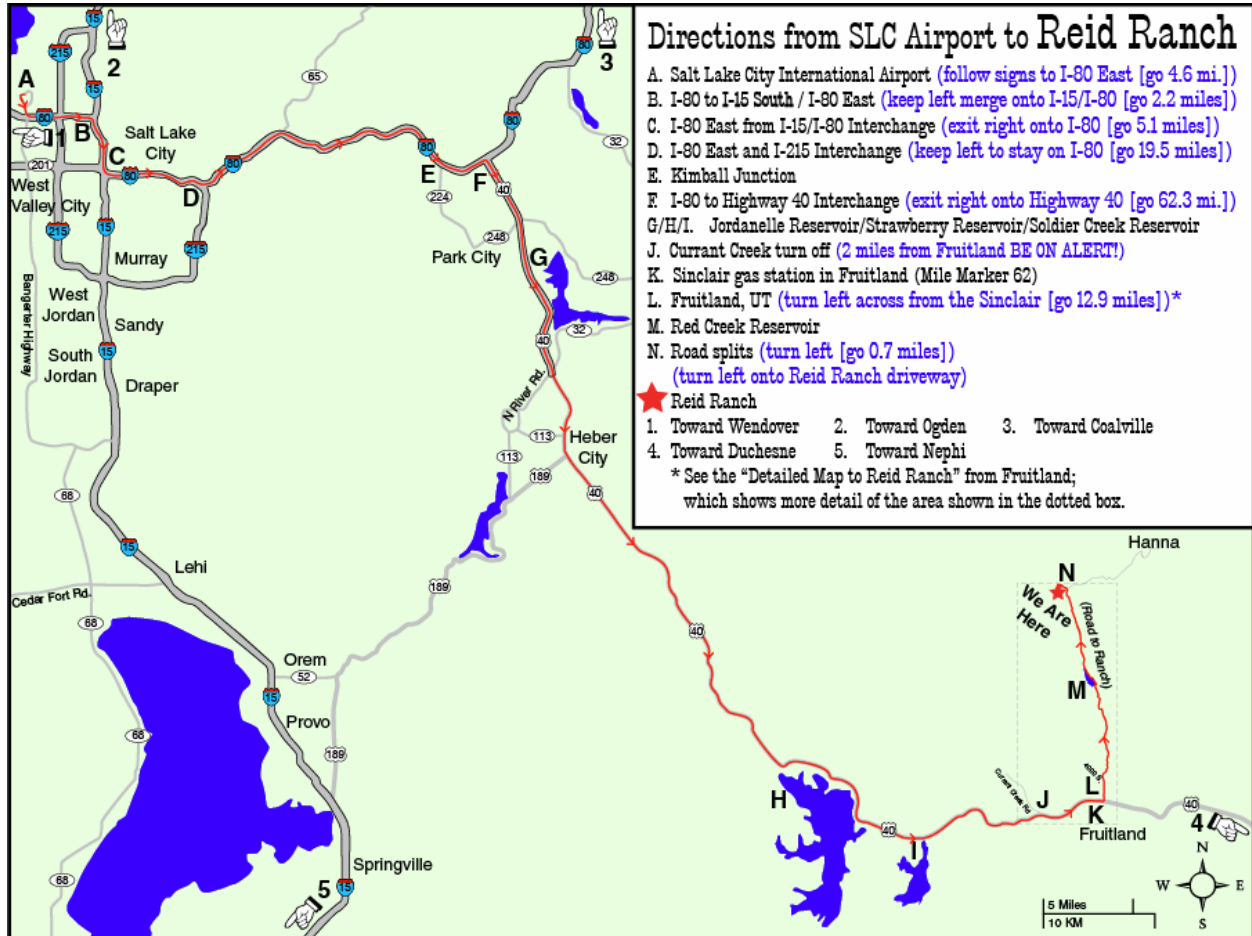
### Large Area Map Notes:

- A. Salt Lake City International Airport
- B. I80 to I15 South / I80 East
- C. I80 East from I15/I80 Interchange
- D. I80 East and I215 Interchange
- E. Kimball Junction
- F. I80 to Highway 40 Interchange
- G. Jordanelle Reservoir
- H. Strawberry Reservoir
- I. Soldier Creek Reservoir
- J. Currant Creek  
(2 miles from Fruitland;  
BE ON ALERT!)
- K/L. Sinclair gas station in Fruitland, UT  
(at Mile Marker 62)
- M. Red Creek Reservoir
- N. Road splits
- ★. Reid Ranch Resort

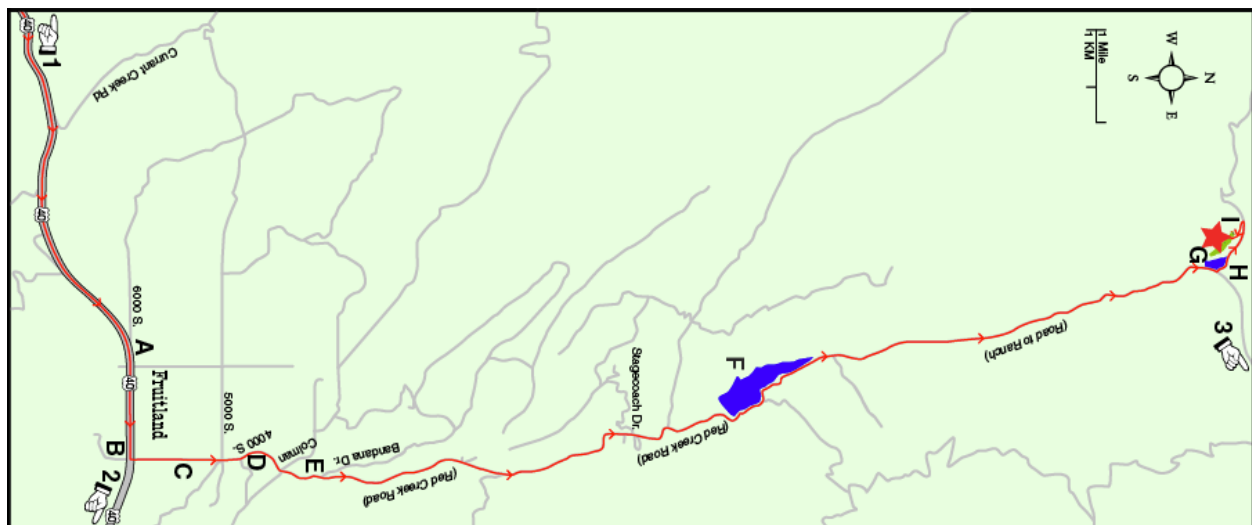
### Small Area Map Notes:

- A. The Church of Jesus Christ of Latter-day Saints building
- B. Sinclair gas station in Fruitland (Mile Marker 62) Turn North across from the gas station.
- C. 0.7 mi. Mountain Ranch Smokehouse
- D. Road sign says 4000 South (go left)
- E. 2.2 miles (start of dirt road)
- F. Red Creek Reservoir
- G. 12.8 miles (Reid Ranch dam)
- H. 12.9 miles (split in road)
- I. 13.6 miles (Ranch driveway)
- ★. Reid Ranch

Map to Reid Ranch Resort from Salt Lake City (Airport)



Detailed Map to Reid Ranch from Fruitland



## Online Forms to Fill Out Before Arrival

---

### Online Waiver

An e-mail from SmartWaiver will be sent to the main leader of a reserved group 30 days prior to arrival. This main leader will become the *Event Manager* and be in charge of making sure all members fill out the online form. If you don't see this email search your Inbox and other folders.

Once the main leader follows the e-mail instructions, they will see a waiver link that they'll need to send to all group members. As the *Event Manager*, they will be able to see who has turned in the waiver and who still needs to. All members of the group need to submit this waiver **BEFORE** they arrive at the Ranch.

Please note that anyone younger than 18 will need a parent to sign their waiver electronically. Those groups with families will be able to put one adult and all minors in the family on one waiver form. All other adults need to fill out their waiver separately.

### Guest Roster

This form needs to have the names of every guest who will be staying in the group. It is to be filled out online at least **two weeks** before arrival. A staff member will match this roster with the names on the online waiver forms during orientation. Wristbands will then be given to those that are on the roster. (This form can be found under *Online Forms* on the main page of our website.)

### Dietary Form

Fill this form out at least **two weeks** before arrival if any guest has special dietary needs. For information on what needs we can accommodate, please look in the Food section of our FAQ page on our website. (This form can be found under *Online Forms* on the main page of our website.)

## Check-In

---

We desire all guests to arrive by 11:30 am if lodging, or 11:00 am if camping.

### Arrival

Upon arriving, guests will be greeted at the guardhouse. Once guests have parked in their group's designated parking area, they will be asked to gather for an orientation.

### Orientation

During orientation, guests will be introduced to Reid Ranch. They will be told where venues are located and about certain policies to abide by so all can have a safe and fun experience.

The orientation is mandatory for all guests and is usually given before their group's lunch time unless unforeseen circumstances occur. If part of a group can't arrive by 11:30 a.m., then it is the responsibility of the group leader to orient them.

### Wristbands

Guests who have filled out the online waiver will receive a wristband which must be worn throughout their stay. These wristbands allow each person to stay on the Ranch and to enjoy all of the activities and meals.

## Resort Layout

Please refer to this layout to locate all venues, eating areas, and lodging facilities at the Ranch.



## Rotation Schedule

A rotation schedule will be sent to each group 30 days prior to arrival at the Ranch and after final payment has been received. This schedule gives set times for activities such as horseback riding, lakefront activities, mountain biking, miniature golf, Frisbee golf, ropes course, archery and swimming pool opportunities. It also explains when each group can use the soccer field, sand volleyball court and sport's court. A group will be assigned a certain time to go to the Dining Hall for meals as well. The rotation schedule will also include what location a group will have their fire pit each evening.

Reid Ranch Resort pre-makes these rotation schedules so each group can enjoy all activities individually and not feel the need to rush to activities before some other group gets there. While staying at the Ranch, each group will need to inform the Trading Post how many people will be using their timeslots for horseback riding, mountain biking and the Lake. These activities are run by our staff and they need to know how many individuals to expect.



## Home Away from Home

---

### Ranch Phone Numbers

Guests can use the phone services in the Swingin' ME Dining Hall, Trading Post, and lodges.  
**(THERE IS NO CELL PHONE SERVICE)**

The main phone number is 435-848-5776. To make an outgoing call, a credit card or calling card, which can be purchased in the Souvenir Shop, is needed since it is a **long-distance call**.

Wireless internet is minimal, but available for email or WiFi texting.

### Lodging

Guests will find the room facilities large and comfortable with clean sheets and towels as well as hair dryers, soap and shampoo provided.

### Camping

A designated area is set aside for groups who wish to camp either with their own tents or through Reid Ranch's Tent City. Camping bathrooms are provided close to these areas with flushed toilets and showers.

### Environment

Reid Ranch Resort is environmentally committed to our beautiful mountain top retreat. We encourage guests to help out by turning off lights and thermostats as they exit rooms, close doors as they go through them, and throw away all trash in garbage cans.

## Recreational Activities

---

Reid Ranch Resort is a "cruise on land." Guests pay one price and get many activities to enjoy. These activities are provided at no additional cost:

- Horseback riding
- Mountain biking
- Swimming pools
- Sand volleyball
- Soccer field
- Sports court
- Paddle boats
- Frisbee golf
- Miniature golf
- Fire pits
- Ropes course
- Hiking trails
- Hot tub\*
- Saunas
- Horseshoes
- Badminton
- Shuffleboard
- Canoes
- Kayaks
- Archery

\*Red Creek Lodge guests only



As part of the Reid Ranch Resort package, guests have access to all recreational equipment available on a “first come, first serve” basis at the Trading Post.

#### Trading Post

Guests will need to check in at the Trading Post for horseback riding, mountain biking, and the lakefront activities.

Guests can also check out sports equipment such as a football, basketball, softball, soccer ball, tennis racket, shuffleboard, horseshoes, volleyball, frisbee, and archery equipment. (For the locations of all activities, please refer to the resort map on page 7.)

#### Pool & Sauna Times

All pools and saunas open at 9:00 a.m. and close at 9:00 p.m. Your group may use the pool assigned only during your assigned times.

#### Hot Tub

The hot tub opens at 9:00 a.m. and guests are in charge of putting the cover on it in the evening. (Red Creek Lodge guests only.)

#### Horseback Riding, Lakefront Activities, Mountain Biking, Miniature Golf, Frisbee Golf, Ropes Course, and Archery Times

These activities are scheduled in the mornings and afternoons for your group.

#### Venues

The sports court, soccer field, and sand volleyball area are open from 9:00 a.m. - 10:00 p.m. Set times for these venues will be on the group’s rotation schedule.

#### Conference & Recreation Center

Guests can enjoy foosball, ping-pong, pool and other fun activities in our center during the day. In the evening, this center can be reserved by groups for a meeting place. Sign up for a time at the Trading Post.

#### Batting Cage

The Batting Cage is open from 8:30 - 11:30 a.m. and 12:45 - 5:30 p.m. There is a nominal fee to use the Batting Cage.

#### Snacks and Souvenirs

Souvenir Shop and Snack House sell a variety of treats and souvenirs such as: candy, ice cream, Hawaiian shaved ice, drinks, hats, T-shirts, stuffed animals, postcards, jewelry, etc.

## Swingin' ME Dining Hall

---

Meals are served each day in the Swingin' ME Dining Hall. Meal times are served on the hour or on the half hour as stated on your group's rotation schedule.

### Regular Hours:

Breakfast: 8:00 a.m. - 9:00 a.m. or  
8:30 a.m. - 9:30 a.m.

Lunch: 12:00 p.m. - 1:00 p.m. or  
12:30 p.m. - 1:30 p.m.

Dinner: 6:00 p.m. - 7:00 p.m. or  
6:30 p.m. - 7:30 p.m.

(Times may vary depending on number of guests being served.)

---

Sample menus are provided below to illustrate types of meals served.

Actual meals served will vary.

Lunch – Hamburger, hot dogs, buns, chips, carrot and celery sticks, assorted fruits

Dinner – Roasted brisket, baked beans, corn, corn bread, salad bar and fruit cocktail

Breakfast – Scrambled eggs, bacon, toast, cold cereal, hand fruit – apples and cut-up oranges

Lunch – Fajitas chicken or beef, Mexican rice, tacos, chips and salsa

Dinner – Chicken pesto, garlic mashed potatoes, green beans, mix green salad, dinner rolls

Breakfast – Pancakes, scrambled eggs, sausage, cold and hot cereal

Lunch – Chicken sandwich, potato salad, chips, cut-up fruit platter

Dinner – Pot roast, carrots, onions, potatoes, rolls, salad bar

Breakfast – French toast, syrup, fruit, eggs, cold cereal, variety of cut up fruit

Lunch – Hoagies assorted sandwiches, chips, whole fruit, vegetables

Dinner – Tri-tip steak, baked potatoes, green beans, salad bar, rolls

**(Soft-serve ice cream served at dinner.)**

---

## Safety Tips

---

The safety of our guests is our number one priority. Please disseminate this safety information to group members.

- Observe all rules posted at pools and hot tub. No lifeguards on duty.
- Listen and follow directions from the archery range staff member.
- Helmets and vests must be worn while horseback riding. No trotting or running is allowed.
- A life jacket must be worn at all times while on the Lake or dock.
- Throwing rocks is not allowed.
- Children must always be supervised by their parents or accompanying adults. Do not leave them unattended in any activity. Youth groups must be carefully supervised by their leaders and/or parents.

## Smoking / Non-Smoking / Alcohol Policy / Firearms

---

There is no smoking in any of the facilities on Ranch property. Designated areas can be provided. No alcoholic beverages allowed. No guns, other firearms, or fireworks are allowed on Ranch property.

## Policies & Guidelines

---

The Reid family is thrilled you have chosen Reid Ranch Resort for your getaway. They want you to love and respect it as they do. Part of that is being respectful of the buildings and venues as well as wildlife and surroundings that make the Ranch special.

As you enjoy your stay, please keep these guidelines and policies in mind:

- Do not move the furniture. Ask a staff member if needed.
- Do not sit or stand on tables.
- Wet swimsuits/towels can be put out to dry on pool fences or on racks in bathrooms. Do not put wet items on banisters or furniture.
- Return sports equipment to Trading Post after use so others can have a turn.
- If lodging, towels are provided in rooms. Housekeeping staff will exchange used towels with clean ones each morning. (Place used towels on bathroom floor.)
- Please refrain from eating food such as crackers, chips or other crumbly food items in your rooms. Crumbs will attract unwanted critters. Close up all food items in a sealed container at night in lodging and camping areas.

- Please be energy conscious. Turn off lights and turn down thermostats when leaving rooms.
- Please dispose of sanitary products in designated trash bins and not in toilets. We are a septic tank facility.
- Keep the Ranch litter free. Protect the environment.
- Towels and bedding, etc. belonging to the Ranch are not to go home with guests.
- Pets are not allowed.
- No off-road vehicles, ATVs, or motorcycles may be ridden on Ranch property as they disrupt the natural wildlife.
- Water balloons are not permitted because they can harm wild animals.

## Medical Matters and Emergencies

---

***Very Important!*** Please bring first aid supplies and personnel knowledgeable to offer this service. Reid Ranch does not provide medical personnel.

For an emergency, call 911.

For non-emergency assistance, there is an IHC Hospital in Heber City, 58 miles west of the Reid Ranch Resort.

## Check-out and Departure

---

Family reunions check out of rooms and lodge by 11:30 a.m. Lunch is provided at 11:45 a.m. and they depart by 12:45 p.m.

All Youth Groups need to check out and depart by 11:00 a.m.

A walkthrough of lodging/camping area is mandatory by a staff member before any group departs.

Guests will be charged extra if not out of rooms by set times.

## Survey Form

---

The Ranch Survey Form is available online at: [www.reidranch.com/survey.html](http://www.reidranch.com/survey.html).

These surveys help us continue to improve in hospitality and activities for the future enjoyment of our guests.